


# ARCHITECTURE ART & DESIGN FOUNDATION COURSE



## COURSE DESCRIPTION

The UFP Architecture, Art & Design Foundation Course is a one year intensive, studio-based course, designed to prepare students for degree studies in the following subjects:

Architecture	Fashion Design	Fine Art
Interior Design	Graphic Design	Photography
Product Design	Illustration	Film and Theatre Set Design

Our students are from a range of cultural backgrounds, ages and levels of previous experience and our course is suitable for anyone with an interest in art, design and architecture including:

- Students wanting to prepare for university-level education
- International students seeking to adapt to a British teaching style
- Those who have decided to make a career or subject change

## WHY DO I NEED TO DO A FOUNDATION COURSE?

- The UFP Architecture, Art & Design Foundation Course enables you to build a strong portfolio. This is essential for your application to architecture, art and design degree courses at UK universities.
- Our course is structured to give you experience in a wide range of art and design disciplines. This helps you identify where your skills and interests lie so that you can make a well-informed decision about which subject to study at university.
- The course enables you to acquire the skills, understanding, independence and confidence necessary to make a smooth and successful transition to undergraduate studies.
- Art and design education in the UK is unique and internationally-respected because of its focus on creativity, experimentation and originality. Our course will support you in developing these qualities in your own work.



## WHAT MAKES OUR COURSE UNIQUE?

### SMALL CLASS SIZES

Our class sizes are much smaller than other foundation courses. This ensures that you receive a high level of individual attention, enabling you to make faster progress than you would in a larger class. Our small class sizes promote friendship and mutual support amongst our students, many of whom are living away from home for the first time.

### BESPOKE TEACHING

Our tutors respond to your individual needs, providing you with teaching appropriate to your level of experience and expertise.

Whilst many of our students have some art and design experience, we also have a long history of working with students who have little or no previous experience.

For students with little prior art and design experience, we offer a special Extended Course. (Please see page 4).

### ONE-TO-ONE SUPPORT

You will be supported throughout the entire university application process. We will give you individual advice and assistance in choosing courses and universities which are right for you. We will support you in writing a strong UCAS personal statement, building an impressive portfolio and helping you to prepare for university interviews.

### INSPIRING LOCATION

Our College is situated in the heart of the City, close to world-famous buildings, such as the Gherkin, the Shard, the Tower of London, and many major art galleries and museums. This exciting environment is a source of creative inspiration to our students and allows easy access to London's famously vibrant culture.

Students are introduced to many of London's important galleries, museums, buildings and special events through field trips and independent visits.



*'I chose this course because I wanted to strengthen my portfolio for university entry. I learned so much from my tutors. What I like is that they focus on each person's ability and potential, helping us to develop our skills, techniques and understanding. I couldn't have received any better support.'*

Karim, from Egypt, studying Architecture at the Architectural Association School of Architecture

*'The tutors at UFP provide you with skills and techniques, and support you in making a very comprehensive portfolio. They also give you mock interviews, which prepare you for entry to university. It has been a great choice.'*

Sevdenu, from Turkey, studying Interior Design at University of the Arts London: Chelsea College of Arts





## TEACHING AND FACILITIES

The course is taught by practising artists and designers with a wide range of expertise.



Over the course of the year, students build a body of work in response to a series of carefully structured briefs, which encourage creative thinking, skilled making, and increasingly independent learning.

The College's facilities include a large suite of Apple iMac computers; colour printers; professional photographic lighting and backdrops; and a dedicated art and design studio equipped with all necessary tools and materials to create a wide range of 2D and 3D work.

## EXCELLENT RESULTS

We have a proven track record of placing our students in top-ranking universities including:

Architectural Association School of Architecture  
University of the Arts London: Central Saint Martins  
University of the Arts London: Chelsea College of Arts  
University of the Arts London: London College of Communication  
University of the Arts London: Camberwell College of Arts  
University of the Arts London: London College of Fashion  
University of the Arts London: Wimbledon College of Arts  
University of London: Goldsmiths College  
University of Westminster  
Kingston University  
University of Sheffield  
University of Nottingham  
University of Manchester  
University of Liverpool  
University of Kent



*'I came here to live and study with people from different cultures, as well as to understand the future of modern art. Making my portfolio was a great experience. I realised that for artists it is very important not just to talk about your work but to know how to present it to other people. Without my tutors this would not have been possible!'*

Stepan, from Russia, studying Fine Art at University of the Arts London: Chelsea College of Arts

## COURSE STRUCTURE

The course has 3 stages. As the course progresses, there is a gradual transition from tutor-directed learning to student-initiated projects. This encourages students to develop the independence necessary for successful university study.

### STAGE ONE: LEARNING SKILLS & CONTEXT

During Stage One, students choose four curricular areas from the following and are introduced to the fundamental skills, processes and ideas underpinning these disciplines:

Spatial Design (including architecture, interior design and product design)  
Fashion Design  
Fine Art  
Graphic Design  
Photography

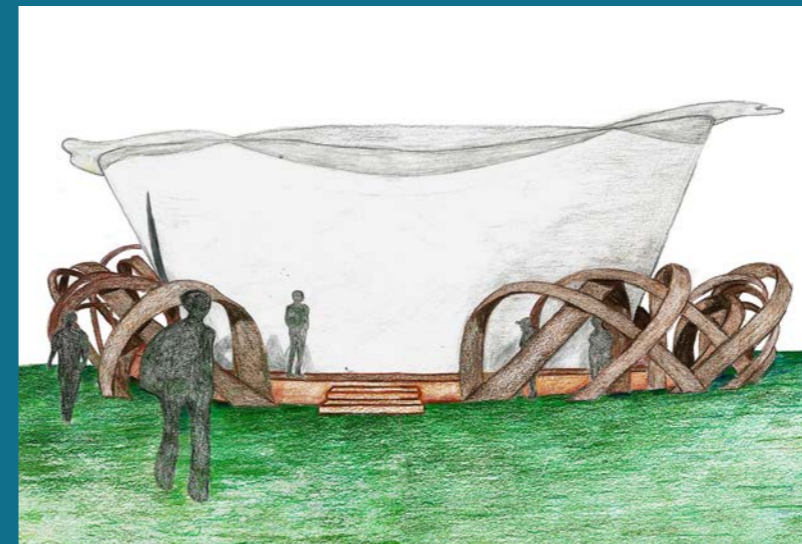
Stage One enables students to recognise where their strengths lie and to make an informed decision about their choice of university subject.

### STAGE TWO: SPECIALIST PATHWAY & PROGRESSION

Students follow their chosen specialist pathway. The projects completed in Stage Two form the core of each student's portfolio.

### STAGE THREE: SELF-INITIATED PROJECT

Students propose and undertake a single self-initiated project, reflecting their personal interests, skills, and chosen university subject.



## THE EXTENDED COURSE

The UFP Architecture, Art & Design Extended Course has been specially designed for students with little or no previous experience in art and design and for students who have not received a systematic training in basic observational drawing skills.

Through intensive practice sessions and independent mini-assignments, students learn to observe and draw with confidence, accuracy and sensitivity.

The Extended Course runs immediately prior to the start of the UFP Architecture, Art & Design Foundation Course.



# UCAS: THE UNIVERSITY APPLICATION PROCESS

One of the unique aspects of the UFP Architecture, Art & Design Foundation Course is the very high level of individual support and advice that students receive. Securing a place on a UK architecture, art or design degree course is a two-part process:

## PART ONE: APPLICATION SUPPORT

Students applying to UK universities have to submit a personal statement explaining their work and demonstrating an understanding of their chosen subject. Through regular lectures and tutorials, students develop their understanding of the subject so that they can write a strong, well-informed and relevant personal statement.

## PART TWO: PORTFOLIO PREPARATION & UNIVERSITY INTERVIEWS

All UK art, design and architecture courses require applicants to attend an interview and to submit a portfolio of their work.

The UFP Architecture, Art & Design Foundation Course is designed to enable students to excel in this key part of the university application process. The projects completed throughout the course are devised to enable each student to produce a portfolio that shows all the skills, knowledge and enthusiasm universities are looking for.

During their foundation year, students gain experience in presenting their work to their peer group and tutors. This helps them develop their ability to communicate clearly and confidently. Before their first university interview, to ensure that they are well-prepared, students are also given a one-to-one mock interview.



*'I really enjoy the friendly environment here. The tutors are very approachable and are very helpful whenever we get stuck at a certain point in our projects. We get a lot of support from our tutors, may it be for projects or portfolio making. This course has definitely prepared me for more intense tasks in university.'*

Jennie, from the Philippines, studying Architecture at Sheffield University





# HOW TO APPLY

To apply for the UFP Architecture, Art & Design Foundation Course, please go to [www.ufp.uk.com](http://www.ufp.uk.com) and click on **Apply** to fill out our online application form.

If you have any questions or would like to discuss your individual situation, please contact us at: [admissions@ufp.uk.com](mailto:admissions@ufp.uk.com)

# CONTACT DETAILS

University Foundation Programme (UFP)  
David Game College  
31 Jewry Street  
London EC3N 2ET

Telephone: +44 (0)20 7727 7774

Email: [info@ufp.uk.com](mailto:info@ufp.uk.com)

Website: [www.ufp.uk.com](http://www.ufp.uk.com)

Facebook: [www.facebook.com/foundation.programme](http://www.facebook.com/foundation.programme)

Twitter: @UFPUK

